



# Oliveri Specifications & dimensions



**Generous Bowl**  
380 x 420 x 200mm deep  
30 Litre Capacity



**5 sided bowl**  
380 x 420 x 200mm deep  
28 Litre Capacity



**Large Capacity Bowl**  
330 x 400 x 180mm deep  
21 Litre Capacity

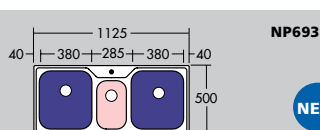
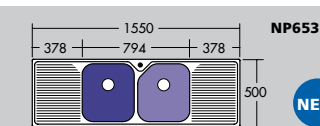
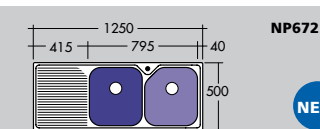
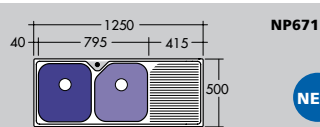
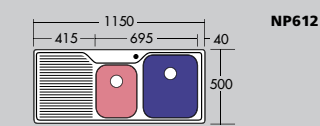
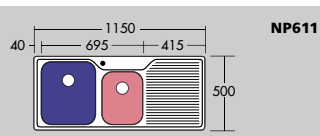
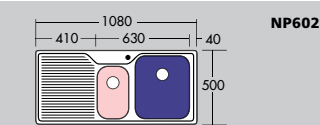
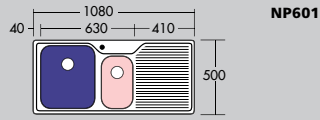


**3/4 Bowl**  
280 x 350 x 130mm deep  
11 Litre Capacity

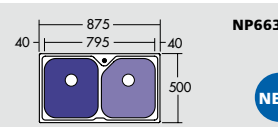
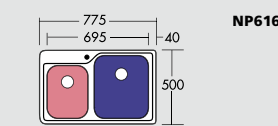
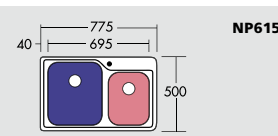
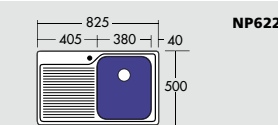
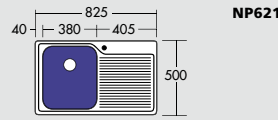


**1/2 Bowl**  
215 x 350 x 130mm deep  
9 Litre Capacity

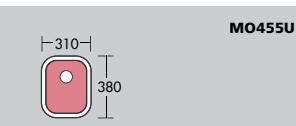
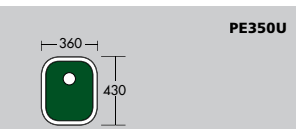
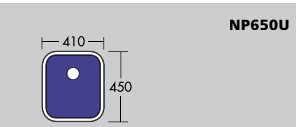
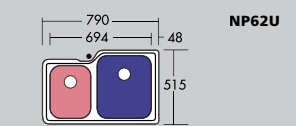
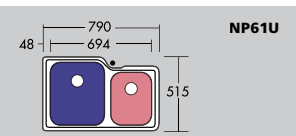
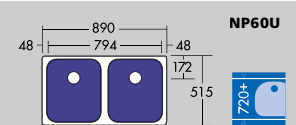
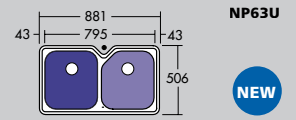
## Inset



## Compact



## Undermount



## INTERNATIONAL COLLECTION™

Selected Oliveri accessories, tapware and other products are sourced from international suppliers. They are designed and manufactured to Oliveri's specifications and quality standards.

## Cut Out Sizes

Sink Model	Cut Out Size (mm)	Shipping Weight (kg)
<b>Inset</b>		
NP601, NP602	1060 x 480	7.0
NP611, NP612	1130 x 480	9.0
NP671, NP672	1230 x 480	13.5
NP653	1530 x 480	14.5
NP693	1105 x 480	13.0
<b>Compact</b>		
NP615, NP616	755 x 480	7.0
NP621, NP622	805 x 480	6.0
NP663	855 x 480	12.0
<b>Undermount</b>		
NP60U	Template supplied in carton	7.0
NP61U, NP62U	Template supplied in carton	6.0
NP650U	Template supplied in carton	3.0
PE350U, MO455U, MO460U	Template supplied in carton	3.0
NP63U	Template supplied in carton	12.0



**Wide Bench Tops**  
Minimum 720mm bench top required for installation.